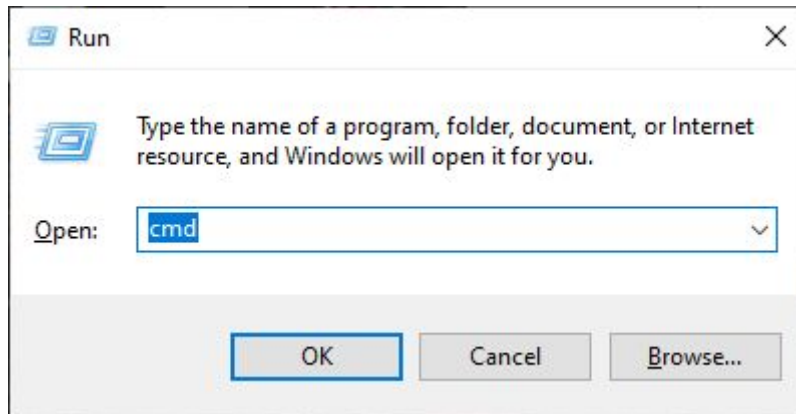
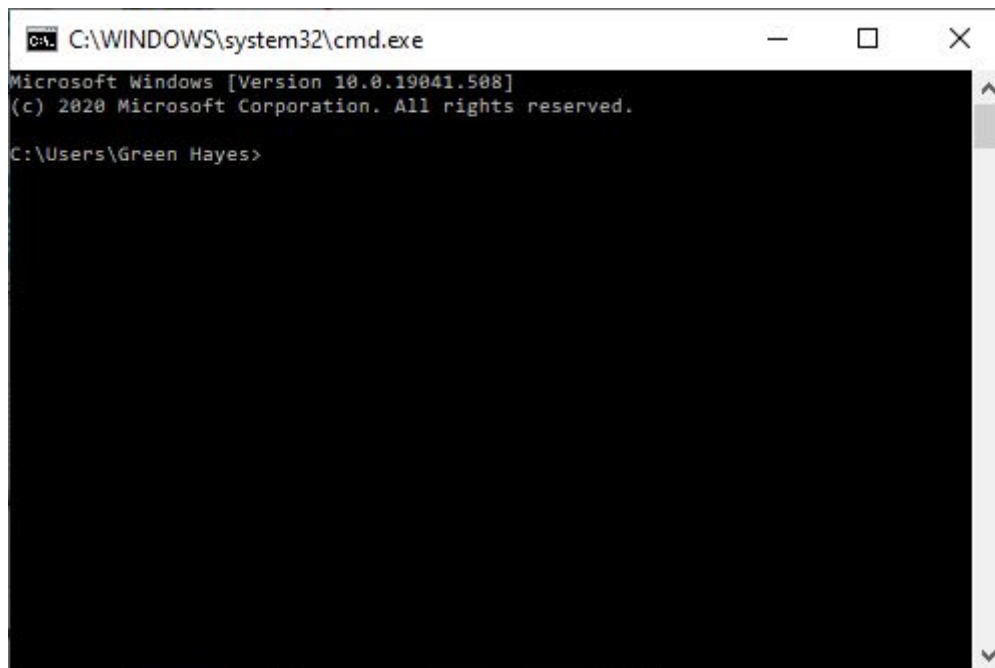


From fastboot (Pwr and vol dwn)

Right click windows logo or press windows + R and type cmd on the line and press ok



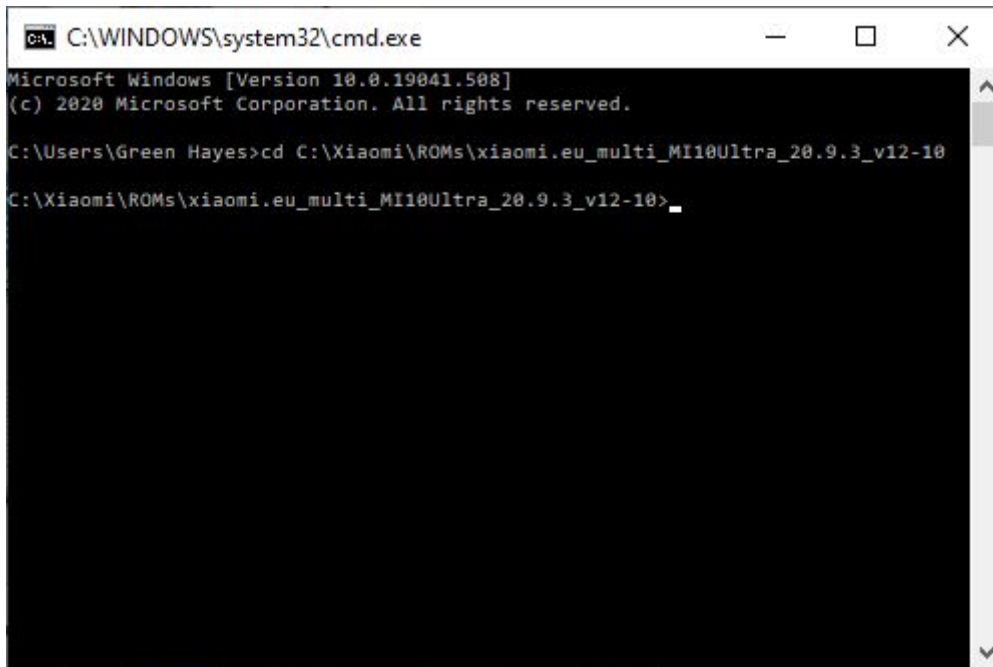
And you will get this



Now need to change directory to where your files are, in my case:

C:\Xiaomi\ROMs\xiaomi.eu\_multi\_MI10Ultra\_20.9.3\_v12-10

So in the cmd box type `cd C:\Xiaomi\ROMs\xiaomi.eu_multi_MI10Ultra_20.9.3_v12-10` (or whatever yours is in) to `cd` (change directory) to where the files are, you can paste the line in if you want:



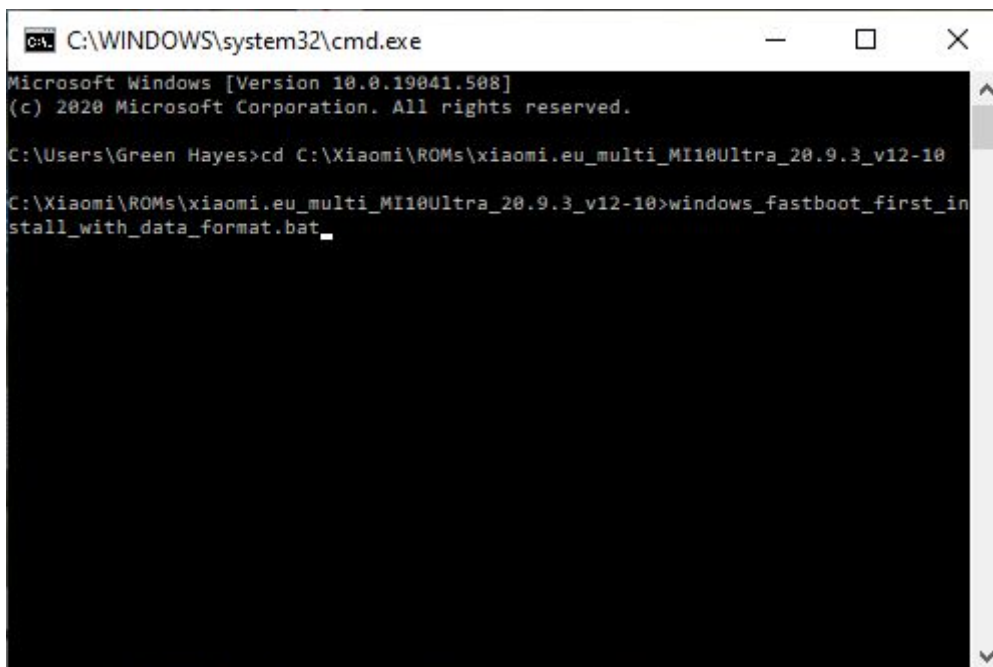
```
C:\WINDOWS\system32\cmd.exe
Microsoft Windows [Version 10.0.19041.508]
(c) 2020 Microsoft Corporation. All rights reserved.

C:\Users\Green Hayes>cd C:\Xiaomi\ROMs\xiaomi.eu_multi_MI10Ultra_20.9.3_v12-10
C:\Xiaomi\ROMs\xiaomi.eu_multi_MI10Ultra_20.9.3_v12-10>
```

No make sure you swapped the fastboot.exe out for one from something like miflash unlock and put it in the platform tools folder.

Then type or paste the following in to the cmd box:

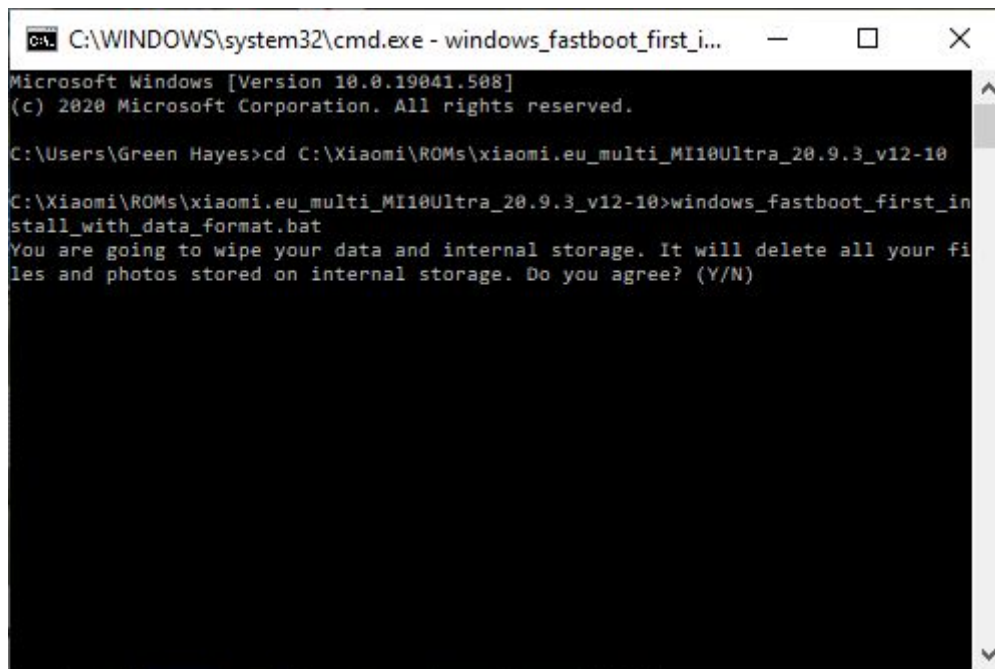
windows\_fastboot\_first\_install\_with\_data\_format.bat



```
C:\WINDOWS\system32\cmd.exe
Microsoft Windows [Version 10.0.19041.508]
(c) 2020 Microsoft Corporation. All rights reserved.

C:\Users\Green Hayes>cd C:\Xiaomi\ROMs\xiaomi.eu_multi_MI10Ultra_20.9.3_v12-10
C:\Xiaomi\ROMs\xiaomi.eu_multi_MI10Ultra_20.9.3_v12-10>windows_fastboot_first_in
stall_with_data_format.bat
```

When you press enter it will run that file and ask if you want to continue, press Y and enter again and it will wipe and flash the phone, takes a while, when done it should reboot its self



```
C:\WINDOWS\system32\cmd.exe - windows_fastboot_first_i...
Microsoft Windows [Version 10.0.19041.508]
(c) 2020 Microsoft Corporation. All rights reserved.

C:\Users\Green Hayes>cd C:\Xiaomi\ROMs\xiaomi.eu_multi_MI10Ultra_20.9.3_v12-10

C:\Xiaomi\ROMs\xiaomi.eu_multi_MI10Ultra_20.9.3_v12-10>windows_fastboot_first_in
stall_with_data_format.bat
You are going to wipe your data and internal storage. It will delete all your fi
les and photos stored on internal storage. Do you agree? (Y/N)
```

I can't show you as mine is already done.

## TWRP

If you want to flash the latest version, xiaomi.eu\_multi\_MI10Ultra\_20.9.17\_v12-10.zip

Then you need to flash TWRP first.

So get your phone up and running as you want as this does not wipe it but when you are ready and this is for all further weekly updates you need to flash the TWRP first in the recovery section of the phone, it does not make it insecure.

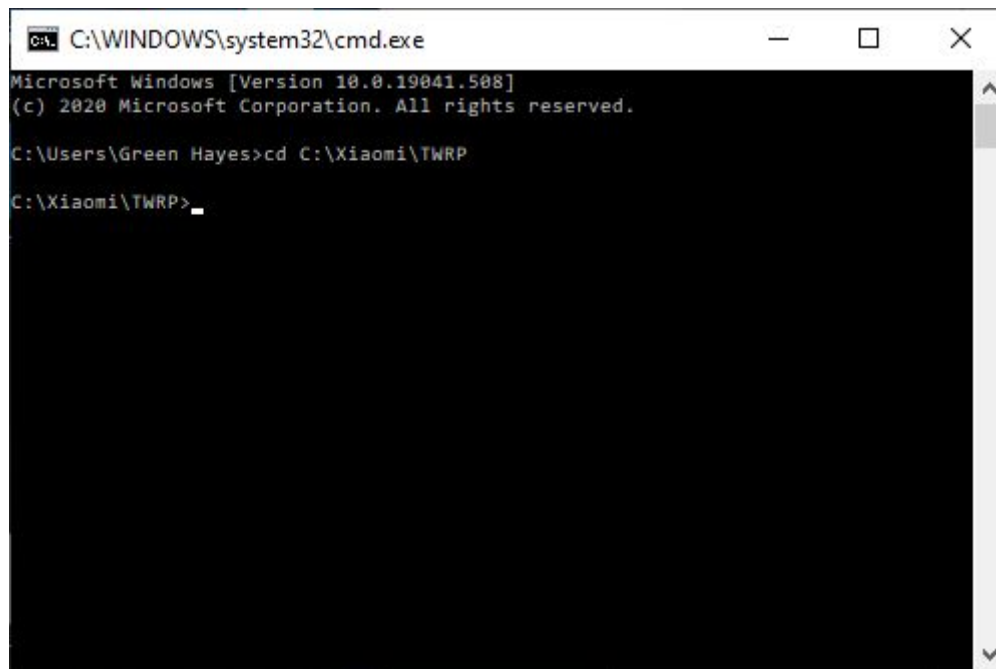
Got to fast boot again (pw and vol down)

Change directory to where your TWRP.img is

If you don't have a copy, then use this one:

[https://drive.google.com/file/d/1DQvqYXU2yuuJK6\\_Qv9XKhbjf5tS9bmUe/view](https://drive.google.com/file/d/1DQvqYXU2yuuJK6_Qv9XKhbjf5tS9bmUe/view)

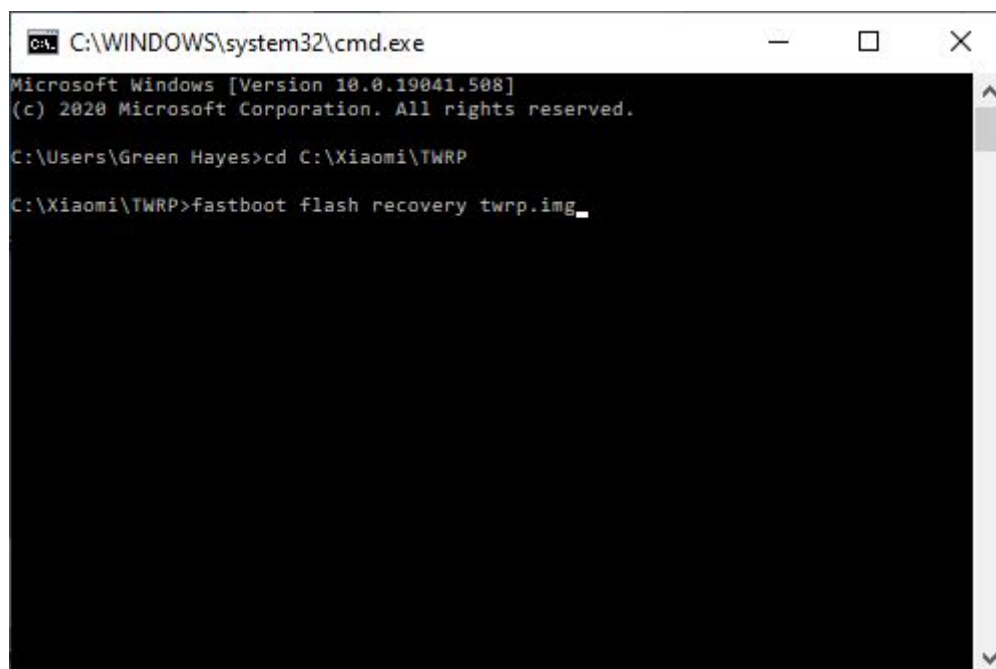
make sure you put it in a folder that has the fastboot tools in.



```
C:\WINDOWS\system32\cmd.exe
Microsoft Windows [Version 10.0.19041.508]
(c) 2020 Microsoft Corporation. All rights reserved.

C:\Users\Green Hayes>cd C:\Xiaomi\TWRP
C:\Xiaomi\TWRP>
```

Then type or copy this fastboot flash recovery twrp.img

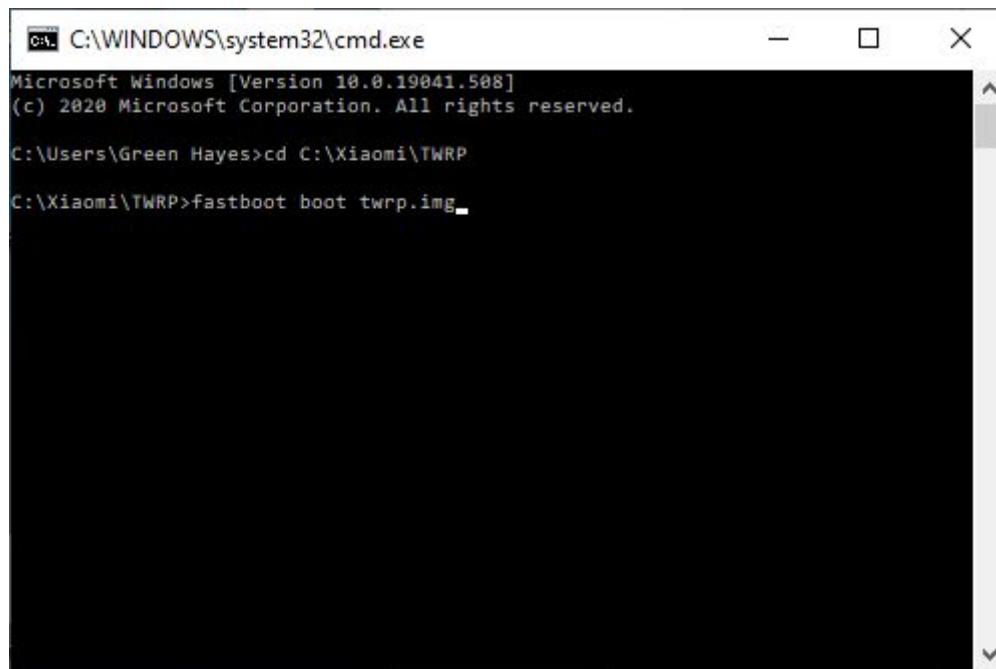


```
C:\WINDOWS\system32\cmd.exe
Microsoft Windows [Version 10.0.19041.508]
(c) 2020 Microsoft Corporation. All rights reserved.

C:\Users\Green Hayes>cd C:\Xiaomi\TWRP
C:\Xiaomi\TWRP>fastboot flash recovery twrp.img
```

And press return

And then type or paste fastboot boot twrp.img

A screenshot of a Windows Command Prompt window. The title bar reads "C:\WINDOWS\system32\cmd.exe". The window content shows the following text: "Microsoft Windows [Version 10.0.19041.508] (c) 2020 Microsoft Corporation. All rights reserved. C:\Users\Green Hayes>cd C:\Xiaomi\TWRP C:\Xiaomi\TWRP>fastboot boot twrp.img\_". The cursor is at the end of the command line.

```
C:\WINDOWS\system32\cmd.exe
Microsoft Windows [Version 10.0.19041.508]
(c) 2020 Microsoft Corporation. All rights reserved.

C:\Users\Green Hayes>cd C:\Xiaomi\TWRP
C:\Xiaomi\TWRP>fastboot boot twrp.img_
```

And press return and it will boot in to twrp. Change the languish to English and to install the weekly roms from here, go to install, select the zip file of the rom (downloaded or copied to your phones storage) and swipe the slider arrow to the right to flash. Once finished, select reboot to system and you will be booting the newest version.